


Strada DBE



Strada DBE



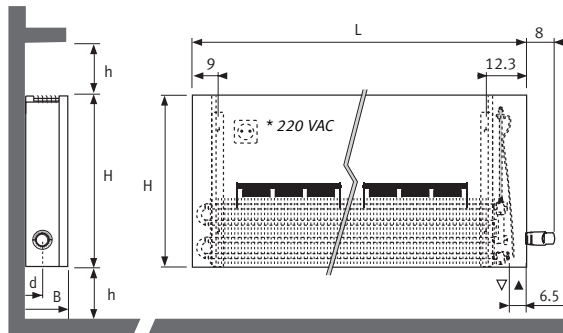
DBE
Dynamic Boost Effect



Strada DBE

Dimensions

STRW_Strada Wall



DBE
Dynamic Boost Effect



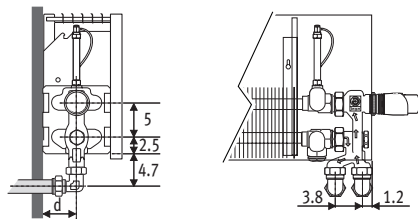
Dimensions in cm

Type	B	d	h min*
06	8.5	4.0	10
10-11	11.8	5.2	10
16	16.8	7.7	12
21	21.8	10.2	15

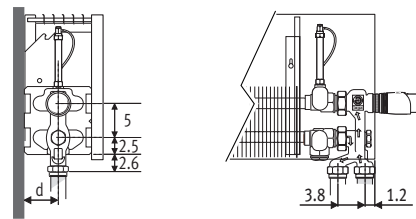
* Smaller dimensions can decrease output.

Connections

Jaga Pro valve to the wall



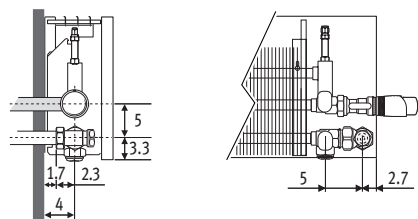
Jaga Pro valve to the floor



The valves offered by Jaga are totally concealed within the standard casing. Detailed info: see Connection sets and valves.

Type	d
06	4.0
10-11	5.2
16	7.7
21	10.2

Jaga type 6 valve to the wall



The Jaga Type 6 valve: with shortened distance connections, special for Strada type 06 wall connection. See connections sets and valves.

Electric connection

Plug and socket outlet to be provided behind the casing or immediately within easy reach of the radiator.

230VAC/12VDC supply is supplied.

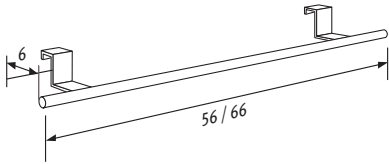
In the case of 12VDC supply, do not use the power supply provided.



Strada DBE


Options

Towel rail in chrome plated aluminium



CODE	L
5501.001	56
5501.002	66

Brush



For easy cleaning of the underside of the Low-H₂O heat exchanger without detaching the casing.

CODE
5090.001

Communication software

To construct your own user profile see p. 64



Dispatch in 4 days:

- 133 traffic white
- 001 sandblast grey metallic.

Other colours:

Ordering code: to adapt colour code (see Jaga colour chart)

Other dimensions or options:


order using DBE configurator
Current delivered period: see Strada on:
www.theradiatorfactory.com

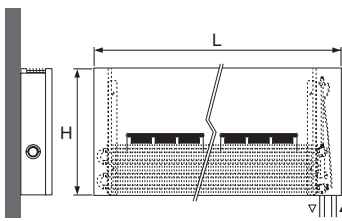
Installation tip !

One can simply convert existing Low-H₂O radiators to a yet lower temperature system with DBE. DBE can be installed on almost any existing Low-H₂O radiator if an electrical connection is available or if there is a plug socket nearby.



Output calculated in accordance with EN442, at a water temperature of 75/65 and a room temperature of 20°C ($\Delta T=50$).



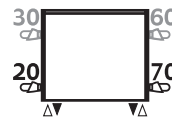


Standard delivery

- complete casing in colour:
133 traffic white or 001 sandblast grey metallic.
- DBE system complete with 230VAC/12VDC power supply, control and operation.
- Low-H₂O heat exchanger incl. wall brackets and fixing kit.
- air vent elbow 1/8" with pipe guard + drain cock 1/2".

Connection

- bottom end left or right, valve position 20 or 70



Strada DBE

code height Length type colour
ORDERING CODE: STRW. 020 060 10. xxx / DBE

Outputs 75/65/20 in watt

H	Type		L 060	080	100	120	160	200	240	
020	10	watt standby	393	524	655	786	1048	1310	1572	
		watt comfort	543	674	955	1086	1648	1910	2472	
		watt boost	643	774	1155	1286	2048	2310	3072	
035	11	watt standby	718	957	1196	1435	1914	2392	2870	
		watt comfort	1018	1257	1796	2035	3114	3592	4670	
		watt boost	1218	1457	2196	2435	3914	4392	5870	
050	06	watt standby	568	758	947	1136	1515	---	---	
		watt comfort	703	893	1217	1406	2055	---	---	
		watt boost	768	958	1347	1536	2315	---	---	
	11	watt standby	832	1109	1386	1663	2218	---	---	
		watt comfort	1132	1409	1986	2263	3418	---	---	
		watt boost	1332	1609	2386	2663	4218	---	---	
	16	watt standby	1139	1518	1898	2278	3037	---	---	
		watt comfort	1619	1998	2858	3238	4957	---	---	
		watt boost	1814	2193	3248	3628	5737	---	---	
	21	watt standby	1549	2066	2582	3098	4131	---	---	
		watt comfort	2029	2546	3542	4058	6051	---	---	
		watt boost	2224	2741	3932	4448	6831	---	---	
	095	11	watt standby	1078	1437	---	---	---	---	---
			watt comfort	1378	1737	---	---	---	---	---
			watt boost	1578	1937	---	---	---	---	---
	16	watt standby	1606	---	---	---	---	---	---	---
		watt comfort	2086	---	---	---	---	---	---	---
		watt boost	2281	---	---	---	---	---	---	---

Outputs 55/45/20 in watt



H	Type		L 060	080	100	120	160	200	240	
020	10	watt standby	191	255	318	382	509	637	764	
		watt comfort	326	404	573	652	989	1146	1483	
		watt boost	386	464	693	772	1229	1386	1843	
035	11	watt standby	344	459	573	688	917	1146	1375	
		watt comfort	611	754	1078	1221	1868	2155	2802	
		watt boost	731	874	1318	1461	2348	2635	3522	
050	06	watt standby	282	376	470	564	752	---	---	
		watt comfort	422	536	730	844	1233	---	---	
		watt boost	461	575	808	922	1389	---	---	
	11	watt standby	399	532	665	798	1064	---	---	
		watt comfort	679	845	1192	1358	2051	---	---	
		watt boost	799	965	1432	1598	2531	---	---	
	16	watt standby	539	719	898	1078	1438	---	---	
		watt comfort	971	1199	1715	1943	2974	---	---	
		watt boost	1088	1316	1949	2177	3442	---	---	
	21	watt standby	725	968	1209	1451	1935	---	---	
		watt comfort	1217	1528	2125	2435	3631	---	---	
		watt boost	1217	1645	2359	2669	4099	---	---	
	095	11	watt standby	518	691	---	---	---	---	---
			watt comfort	827	1042	---	---	---	---	---
			watt boost	947	1162	---	---	---	---	---
	16	watt standby	753	---	---	---	---	---	---	---
		watt comfort	1252	---	---	---	---	---	---	---
		watt boost	1369	---	---	---	---	---	---	---